



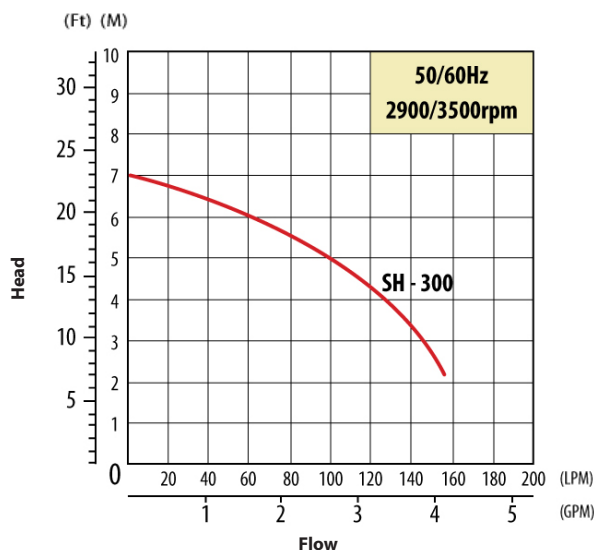
FEATURES

- High efficiency PSC motor with built-in thermal overload protector
- Aluminum alloy motor housing thermoplastic reinforced with fiber glass pump casing and impeller
- Strainer located on upper side to avoid mud and solid block into the pump
- Equipped with float switch for automatic operation

WARRANTY

1-Year Warranty

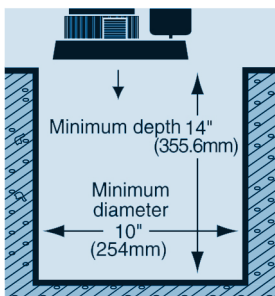
PERFORMANCE CURVE




SPECIFICATIONS

S33SH-300V .3315964


MOTOR	115V, 60Hz
CORD LENGTH	10'
AMPERAGE	5.5A
OUTLET	1-1/2" NPT / 1-1/4" FNPT
FLOW RATE	3700 GPH
HORSEPOWER	1/3
SWITCH TYPE	Vertical Float Switch
CONSTRUCTION	Thermoplastic
HEAD MAX	26'
DIMENSIONS	13-3/8" x 7-7/8" x 7-7/8"



Sump pump specifications.



When water fills sump pit, pump turns on.



Pump turns off when water level drops.